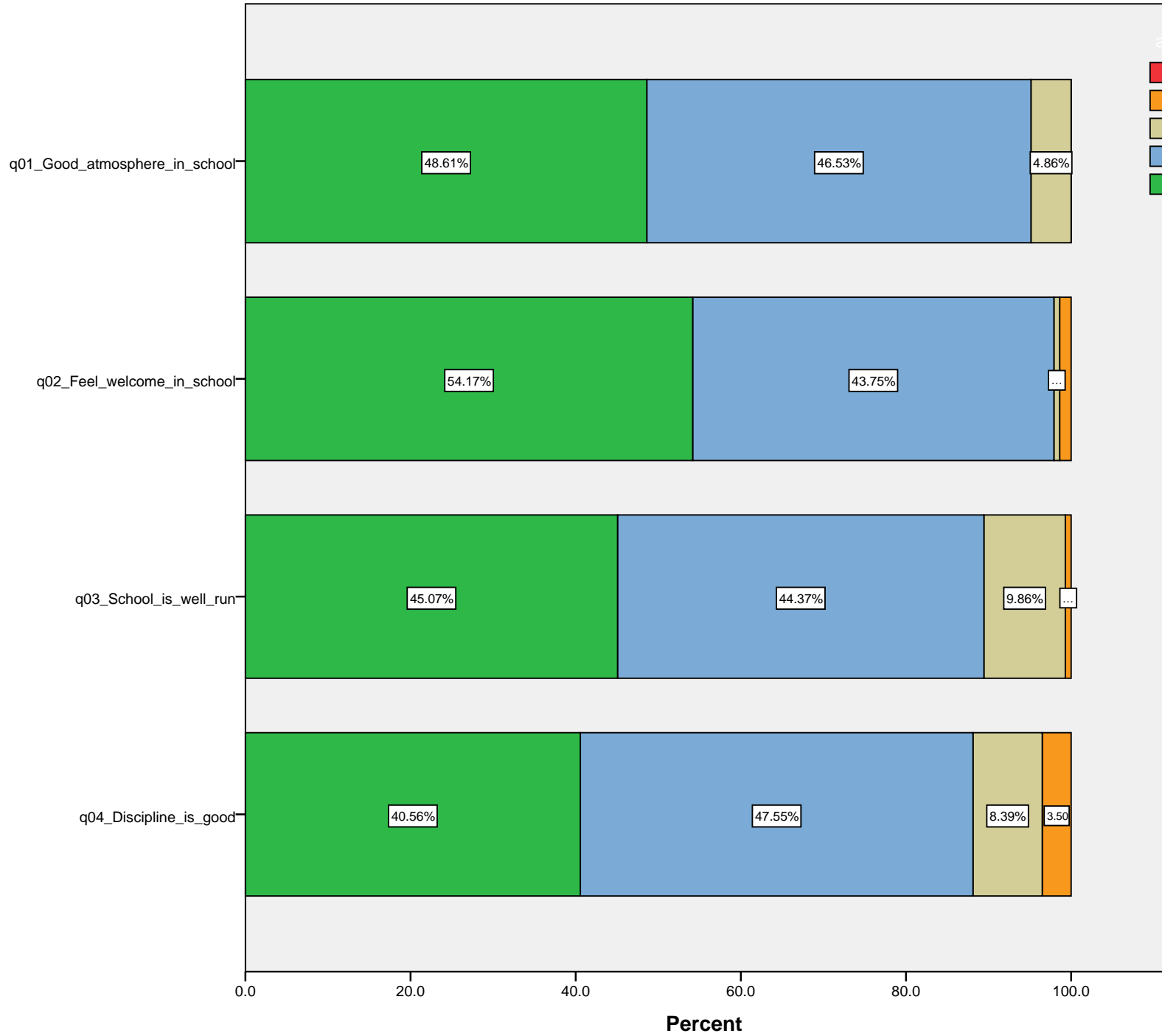


Summary Analysis Parent Data^a

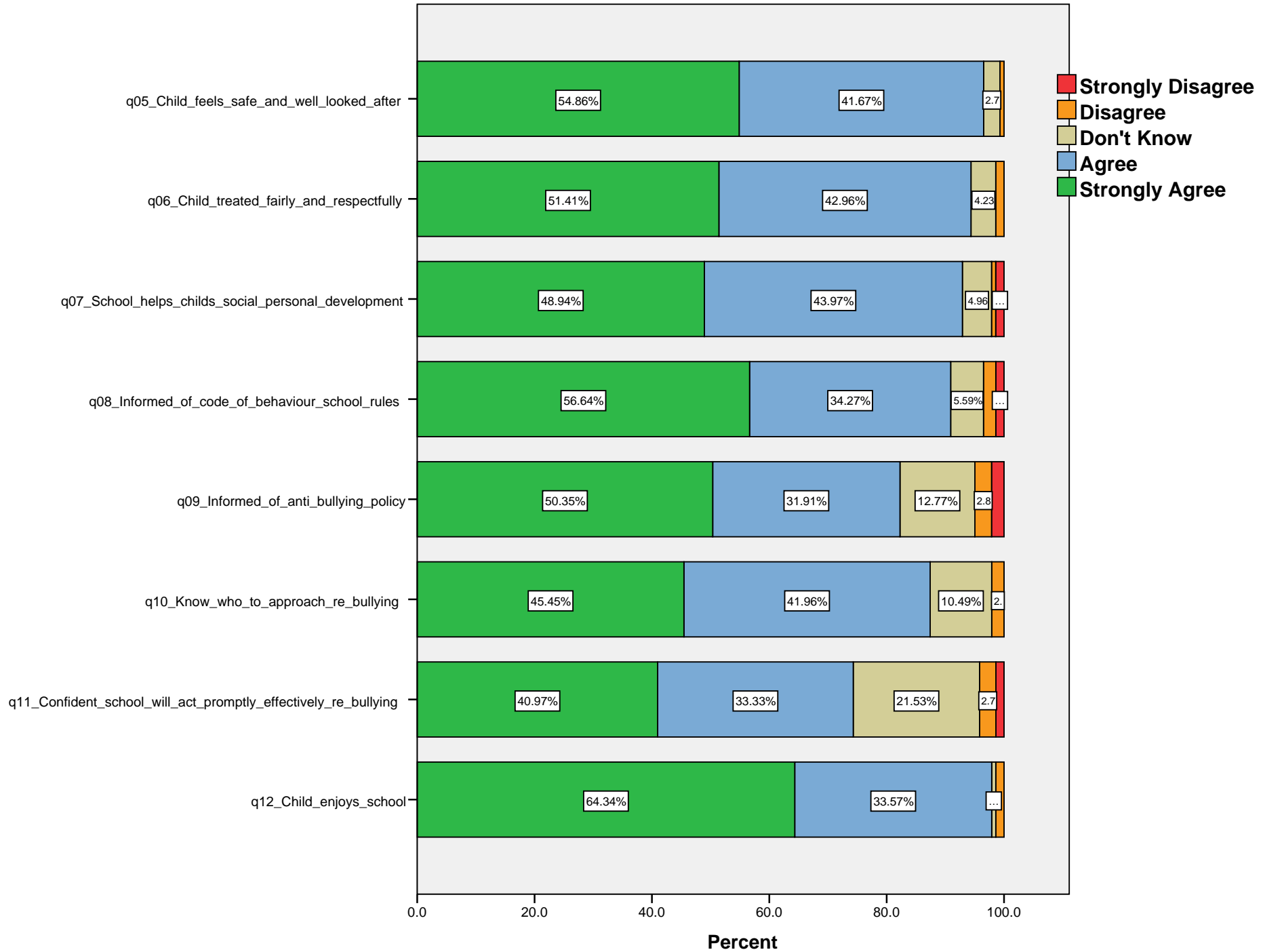
11/19/2014	Strongly Agree		Agree		Don't Know		Disagree		Strongly Disagree	
	Count	Row N %	Count	Row N %	Count	Row N %	Count	Row N %	Count	Row N %
Q1 There is a good atmosphere in the school	70	48.6%	67	46.5%	7	4.9%	0	0.0%	0	0.0%
Q2 I feel welcome in the school	78	54.2%	63	43.8%	1	0.7%	2	1.4%	0	0.0%
Q3 The school is well run	64	45.1%	63	44.4%	14	9.9%	1	0.7%	0	0.0%
Q4 Discipline is good in the school	58	40.6%	68	47.6%	12	8.4%	5	3.5%	0	0.0%
Q5 My child feels safe and well looked after in the school	79	54.9%	60	41.7%	4	2.8%	1	0.7%	0	0.0%
Q6 My child is treated fairly and respectfully in the school	73	51.4%	61	43.0%	6	4.2%	2	1.4%	0	0.0%
Q7 The school helps my child's social and personal development	69	48.9%	62	44.0%	7	5.0%	1	0.7%	2	1.4%
Q8 I have been informed of the school's code of behaviour / school rules	81	56.6%	49	34.3%	8	5.6%	3	2.1%	2	1.4%
Q9 I have been informed of the school's anti bullying policy	71	50.4%	45	31.9%	18	12.8%	4	2.8%	3	2.1%
Q10 I know who to approach in the school if my child experiences bullying	65	45.5%	60	42.0%	15	10.5%	3	2.1%	0	0.0%
Q11 I am confident that if my child experiences bullying the school will act promptly and effectively	59	41.0%	48	33.3%	31	21.5%	4	2.8%	2	1.4%
Q12 My child enjoys school	92	64.3%	48	33.6%	1	0.7%	2	1.4%	0	0.0%
Q13 Teaching is good in the school	80	55.9%	61	42.7%	2	1.4%	0	0.0%	0	0.0%
Q14 I have been informed of the details of the relationships and sexuality policy of the school	35	25.5%	31	22.6%	50	36.5%	18	13.1%	3	2.2%
Q15 The school is helping my child to progress with reading	87	60.8%	54	37.8%	2	1.4%	0	0.0%	0	0.0%
Q16 The school is helping my child to progress in Maths	78	54.5%	59	41.3%	4	2.8%	2	1.4%	0	0.0%
Q17 My child has a PE lesson each week	94	66.2%	42	29.6%	5	3.5%	1	0.7%	0	0.0%
Q18 My child is doing well in school	87	60.4%	55	38.2%	2	1.4%	0	0.0%	0	0.0%
Q19 I am happy with the amount of homework my child gets	67	46.5%	61	42.4%	7	4.9%	9	6.3%	0	0.0%
Q20 School reports give me a good picture of how my child is doing	66	46.8%	57	40.4%	12	8.5%	6	4.3%	0	0.0%
Q21 The school consults me if my child needs extra help	50	35.5%	54	38.3%	36	25.5%	1	0.7%	0	0.0%
Q22 I know who to talk to in the school if there is a problem	65	45.1%	70	48.6%	8	5.6%	1	0.7%	0	0.0%
Q23 I am satisfied with the arrangements for parent / teacher meetings	57	40.1%	66	46.5%	12	8.5%	6	4.2%	1	0.7%
Q24 The school regularly seeks the views of parents on school matters	44	30.6%	58	40.3%	35	24.3%	7	4.9%	0	0.0%
Q25 The board of management reports annually to parents on the work of the school	41	28.9%	39	27.5%	51	35.9%	10	7.0%	1	0.7%
Q26 The parents association keeps me informed about its work	46	32.2%	57	39.9%	29	20.3%	9	6.3%	2	1.4%
Q27 Overall I am happy with the school	82	57.3%	57	39.9%	3	2.1%	1	0.7%	0	0.0%

a. Roll = 18979F

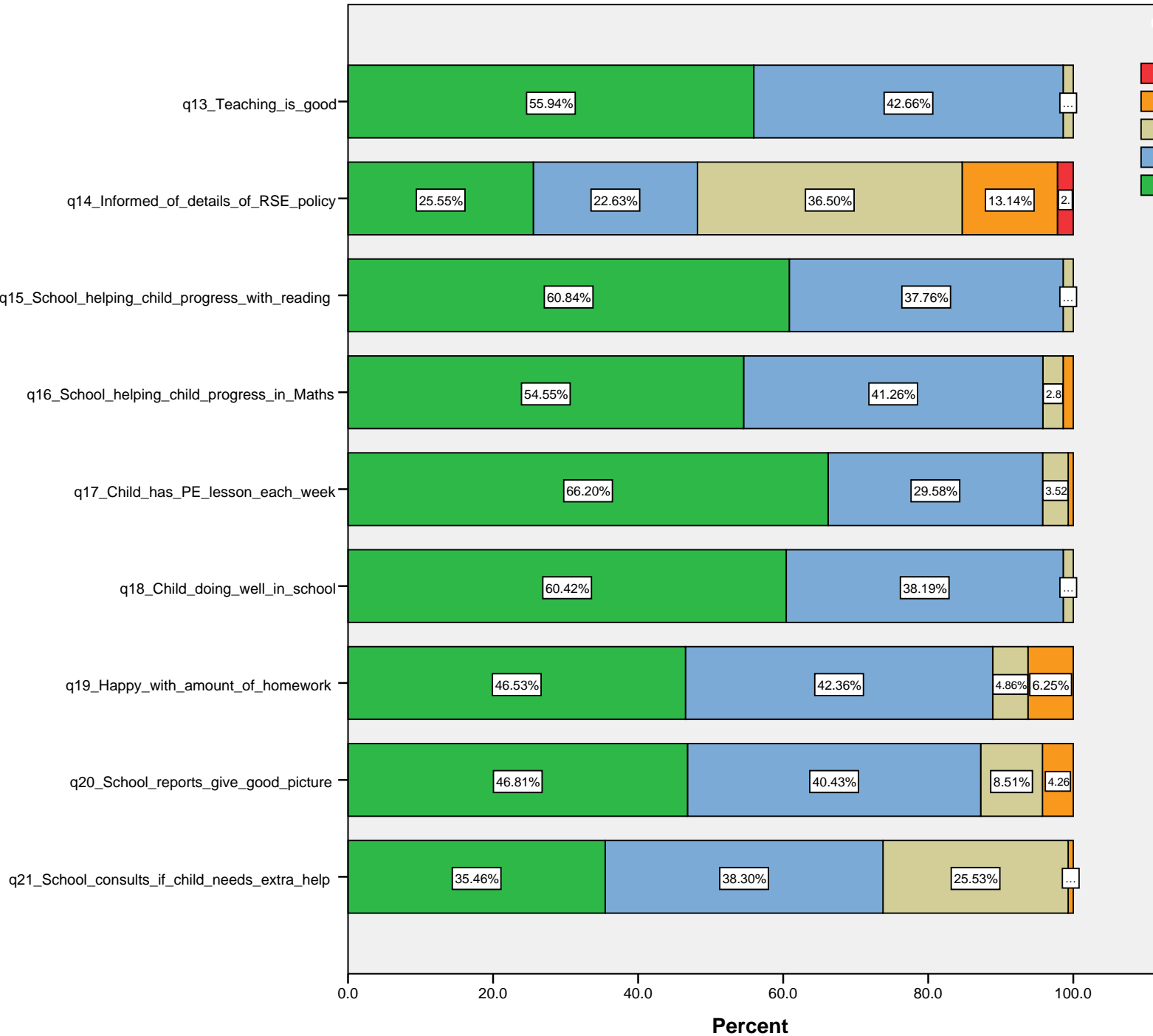
The_school_in_general



The_school_and_my_child

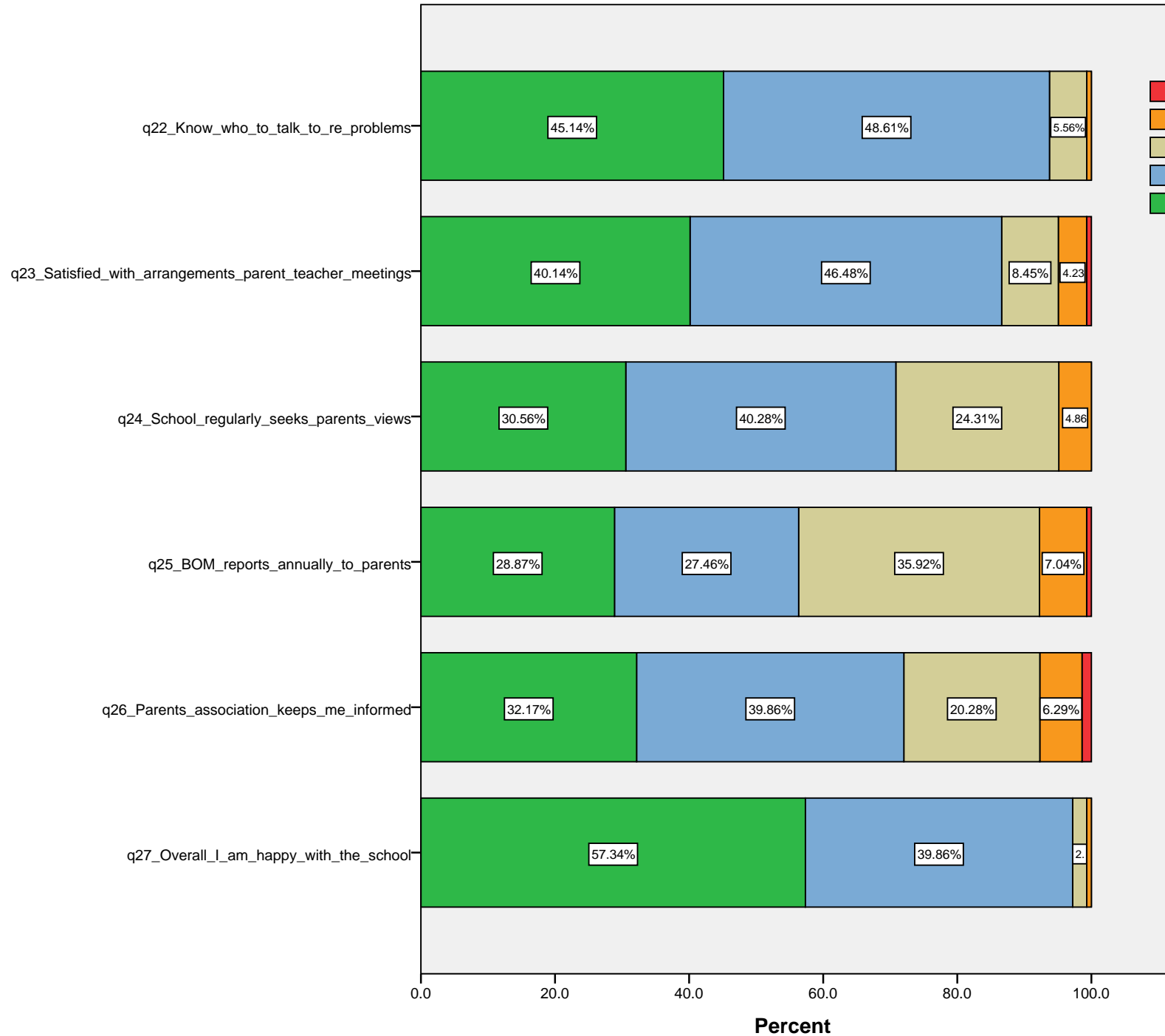


Teaching_and_learning_in_the_school



- Strongly Disagree
- Disagree
- Don't Know
- Agree
- Strongly Agree

The_school_and_parents



- Strongly Disagree
- Disagree
- Don't Know
- Agree
- Strongly Agree